


MULTIPLYING DISCIPLES

CONVERSATION GUIDE 1

MOBILISING DISCIPLES FOR MULTIPLYING DISCIPLES

PETER ROENNFELDT




FREE SAMPLE PDF

TO PURCHASE THIS CONVERSATION GUIDE, INDIVIDUALLY OR IN BULK,
VISIT <WWW.FOLLOWING-JESUS.COM>.


RESOURCES

FOR FACILITATORS AND PARTICIPANTS

Facilitators: When planning to equip teams to make disciples, plant new churches and cultivate movements, ensure you have the following resources for each participant. For each phase of equipping, each participant will need the Conversation Guide, copies of each book, together with a good supply of *Discovery Bible Reading* bookmarks and *Discover Jesus*—a compilation of the New Testament books of Mark, John and Acts—to share with neighbours and friends.




Bookmarks for *Discovery Bible Reading*



A compilation of Mark, John and Acts to share with friends


Conversation Guide 1—*Multiplying Disciples*



Multiplying Disciples Guide—for discussion



Follow every story of Jesus in disciple-making.



Jesus' practical training—anyone-can-do-it methods of disciple-making.

WELCOME



#SES1-VIDEO1

Welcome to the challenges, excitement, rewards and drama of disciple-making and multiplication—and of gathering new disciples into multiplying communities of faith, also known as churches. This will put you on the cutting edge of mission. It is a spiritual journey that demands teamwork, faith and prayer.

This *conversation guide* is designed to equip you and your team to make new disciples who can, in turn, make more new disciples. Making new disciples is the foundation for planting new churches that multiply. This is what the early disciples and apostles did. Paul multiplied disciples in new cities and districts, then planted multiplying churches. His two years and three months in Ephesus resulted in churches multiplying across what is Turkey today—and “all the Jews and Greeks who lived in the province of Asia heard the Word of the Lord” (Acts 19:10).

This is the first of three conversation guides:

Guide 1—*Multiplying Disciples*

Read *Following Jesus* (Signs Publishing, 2017) with this guide, along with the Gospels and a harmony of Jesus’ story such as *The Desire of Ages*.

Guide 2—*Planting Churches*

With this guide, read *Following the Spirit* (Signs Publishing, 2018), along with the New Testament book of Acts.

Guide 3—*Cultivating Movements*

To be read with *Following the Apostles’ Vision* (Signs Publishing, 2019), along with the New Testament epistles.

Each Guide is set out for 10 to 12 sessions of 1 to 1.5 hours each, with accompanying videos for use by facilitators for equipping, discussion and application with any number of groups or teams.

Videos available

You can work through this conversation guide with a group of friends at your own pace, or you can be guided by the **free videos** from <www.following-jesus.com>. There is video for each of the 12 sessions of this guide. Once you have them downloaded, start Session 1—with your Bible and conversation guide open. The video will lead you through the guide, giving opportunities to pause for discussion of key ideas. For each session, there will be two, three or four video segments—each giving adequate time for discussion of key concepts. Where these fit in the conversation will be marked, as above.

You will find this equipping to be practical and inspiring. You will be exploring Jesus’ method of multiplying disciples—His life stories, teaching and commission to participate with Him on this journey.

Peter Roennfeldt
peter@newchurchlife.com

MULTIPLYING DISCIPLES CONVERSATION GUIDE

Author: Peter Roennfeldt
Contributors: Leigh Rice, Nick Kross, Wayne Krause, Chester Kuma, Christina Hawkins, Edyta Jankiewicz, Danijela Schubert, Litiana Turner
Publishing date: 2022
Publisher: Signs Publishing Company, Warburton, Victoria, Australia
Designer: Jacinda Turnbull-Harman (Dinda Productions)
Cover design: Shane Winfield
Cover image: <lightstock.com>
Print format: Kym Jackson

All Bible quotations are from the Holy Bible, New International Version®, NIV® Copyright ©1973, 1978, 1984, 2011 by Biblica, Inc.® Used by permission. All rights reserved worldwide.

ISBN (print edition) 978 1 922373 02 1

ISBN (ebook edition) 978 1 922373 03 8

CONTENTS

SESSION 1		SESSION 6	
INTRODUCTION	5	SOWING GOSPEL SEED	
Disciple-making Teams.....	6	[2] SOW	22
THE GREAT COMMISSION	7	1. Eat their food.....	22
—the task.....	7	2. Heal them—share your story.....	22
—the message.....	9	3. Tell God's story.....	23
SESSION 2		SESSION 7	
JESUS—MOVEMENT BUILDER AND		Gospel Presentations—telling God's story.....	25
DISCIPLE-MAKER	10	SESSION 8	
Jesus' Ministry Phases.....	10	<i>Discovery Bible Reading</i>	27
Jesus' Five Invitations.....	12	Small group principles.....	28
Jesus as a Disciple-maker.....	14	SESSION 9	
SESSION 3		[3] CULTIVATE—so the crop grows “by itself”	30
HARVEST MODEL—PARABLES AND		1. Learning from the order or flow of Revelation	
EQUIPPING	16	14:6-13.....	30
Jesus' Farming Parables.....	16	2. Answering questions.....	32
Jesus Equipping the Seventy-two.....	17	SESSION 10	
SESSION 4		Value adding to <i>Discovery Bible Reading</i>	
MAKING DISCIPLES—PREPARING TEAMS AND		1. Introducing elementary teachings.....	33
PLACE		2. After reading the gospel of Mark.....	34
[1] PREPARE	18	3. Introducing seminars and evangelistic	
Teams.....	18	meetings.....	36
Places.....	19	SESSION 11	
SESSION 5		GATHERING AND MULTIPLYING	37
MAKING DISCIPLES—PREPARING BY PRAYER		[4] HARVEST	37
AND CONNECTING		[5] MULTIPLY—DISCIPLES AND GROUPS	38
Prayer.....	20	SESSION 12	
Connect with key people.....	21	ROADMAP—EVALUATION AND FEEDBACK	41
		NOTES.....	45
		ACKNOWLEDGMENTS.....	48

INTRODUCTION

Jesus marked the beginning of His ministry by making disciples. Then, before He ascended, He commanded: “Go and make disciples of all nations” (Matthew 28:19). **This is our commission.** It defines **our task and our message.** On the evening of His resurrection, He said: “As the Father has sent me, I am sending you” (John 20:21).

Jesus’ vision was for all His disciples to be disciple-makers of disciple-makers until the good news of His death and resurrection had reached Judea, Samaria and the ends of the earth. It was to reach every *relational stream* (see Matthew 28:20).

Who is a disciple?

A short definition is:

- **A disciple is one who makes disciples.**

A longer definition is:

- **A disciple is a person who is becoming more like Jesus Christ every day, in every way,** including as a disciple-maker (see Ephesians 4:15).

Becoming a disciple can take a short time, but discipleship is the journey of a lifetime.

As we make new disciples, we plant new churches for **a new church is a gathering of new disciples.**

The Gospels outline Jesus’ method and model of disciple-making, and the book of Acts is our guidebook for planting new churches. A basic insight from Paul’s missionary journeys of church planting is: each local church that is planted is responsible to multiply disciples and communities of faith. In movements, all believers are disciple-makers—and all disciple-makers are involved in planting new churches.

This is how all church movements begin—as disciple-making and church-planting movements—and this is how movements today will complete God’s work. God has called us to plant new and multiplying communities of faith in unentered places. **This is the work that God has placed on all disciples—all believers, all pastors and all leaders.**

Disciple-making Teams

Because Jesus always worked with teams, equipping His disciples to do the same, we equip in teams. We form teams of three to four to discuss this guide. We can work through this guide over a few days or do one session at a time scheduled over some weeks.

FORM A TEAM OF THREE TO FOUR:

Names of team members	

During this equipping time:

- Learn to **pray together conversationally**.
- Read and re-read **your textbooks: the Gospels and the book of Acts**.
- Work through this conversation guide and **put into practice** what you learn.
- Look for a *person-of-peace***: check out what Jesus said in Luke 10:8, 9—and do it.
- Share your journey with other believers, **encourage them to make disciples and form more church-planting teams**. Watch for the activity of the Holy Spirit in the lives of others, fan that spark of interest and multiply your work.

RECORD ACTION PLANS:

Who will record the decisions in your team?

Make a list of those you could encourage, even while you are training, to form another group that will multiply into another—and another.

.....

.....

.....

.....

.....

.....

.....

SESSION 1

THE GREAT COMMISSION

—the task. MATTHEW 28:16–20

In this session, we explore Jesus' Great Commission—identifying the task that He has given to us, as well as the gospel message that we have to share.

Exploring Jesus' Great Commission—the task

- One person will read Matthew 28:16–20, then another will read the same verses.
- Then one will share the story in their own words—with the others helping.
- Discuss using these questions:
 - What is new?
 - What surprises you?
 - What don't you understand?

1. What one thing did Jesus commission disciples to do?

.....

.....

.....

.....

.....



#SES1-VIDEO2

2. The word "nations" is *ethnē*.¹ What does this mean for disciple-making?

.....

.....


.....

.....

.....

1 The Greek *ethnē* is the source of the English words *ethnic* and *ethnicity*. It refers to different people groups with different languages or customs. We call them *relational streams*. Within each *relational stream* there will be people of influence. Jesus referred to these as *persons-of-peace*. Those who also connect with other groups can be the *bridges of God* to take the gospel into new *relational streams*.

The Relational Streams Approach



3. **VISION:** What is God's vision for disciple-making?

.....

.....

.....

.....

.....

APPLICATION:

Why do you think it important to gather new disciples into new communities of faith?

.....

.....

.....

.....

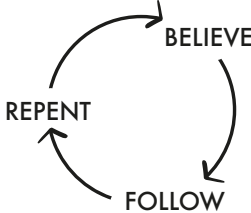
.....

THE GOSPEL COMMISSION

—the message. MATTHEW 28:16–20

What is the gospel?

Mark 1:14–17; 16:9–16; 1 Corinthians 15:1–11; Mark 8:31–38

The Gospel you teach determines the disciples you make. ¹			
	The Gospel	Your Response to the Gospel	The Benefits of the Gospel
Mark 1:14-17 Mark 16:9-16 1 Corinthians 15:1-11 Mark 8:31-38	1. Kingdom 2. Christ 3. Death 4. Resurrection		Forgiveness Justification Sanctification Holy Spirit - sealing - empowering Adoption Eternal Life Love
	Grace initiates 1 John 4:19	Grace empowers 2 Timothy 2:1	Grace blesses Ephesians 1:3-14

APPLICATION:

How will you integrate discipleship into your Gospel invitation?

.....

.....

.....

.....

.....

.....

¹ There has been a separation between salvation and becoming a disciple. Remember we are saved by grace alone but the grace that saves is never alone. The gospel call is to become a disciple of Jesus.

#SES2-VIDEO1

SESSION 2

JESUS


–MOVEMENT-BUILDER AND DISCIPLE-MAKER

Following Jesus in His movement-building and disciple-making inspires and informs us. He used five invitations in making disciples, and the same five in cultivating His kingdom movement over the five phases of His life and ministry.

Jesus' Ministry Phases

PHASES OF MOVEMENT-BUILDING

After 30 years of **preparation**, Jesus' public ministry began with His baptism and anointing by the Holy Spirit. Then, during the 18 months of His early Judean ministry, He laid the **foundations** of His movement. Following the imprisonment of John the Baptist, Jesus moved to Capernaum where His disciples **participated** with Him in ministry. He continued **leadership multiplication** following His appointment of the 12 apostles and sending out the 72 in teams to places that He was planning to visit. He promised the Holy Spirit, who came upon them on the Day of Pentecost, to build this new **movement**.



APPLICATION:

How will you apply the phases of Jesus life and ministry to your disciple-making?

.....

.....

.....

.....

.....

.....

FREE SAMPLE PDF

TO PURCHASE THIS CONVERSATION GUIDE, INDIVIDUALLY OR IN BULK,
VISIT <WWW.FOLLOWING-JESUS.COM>.

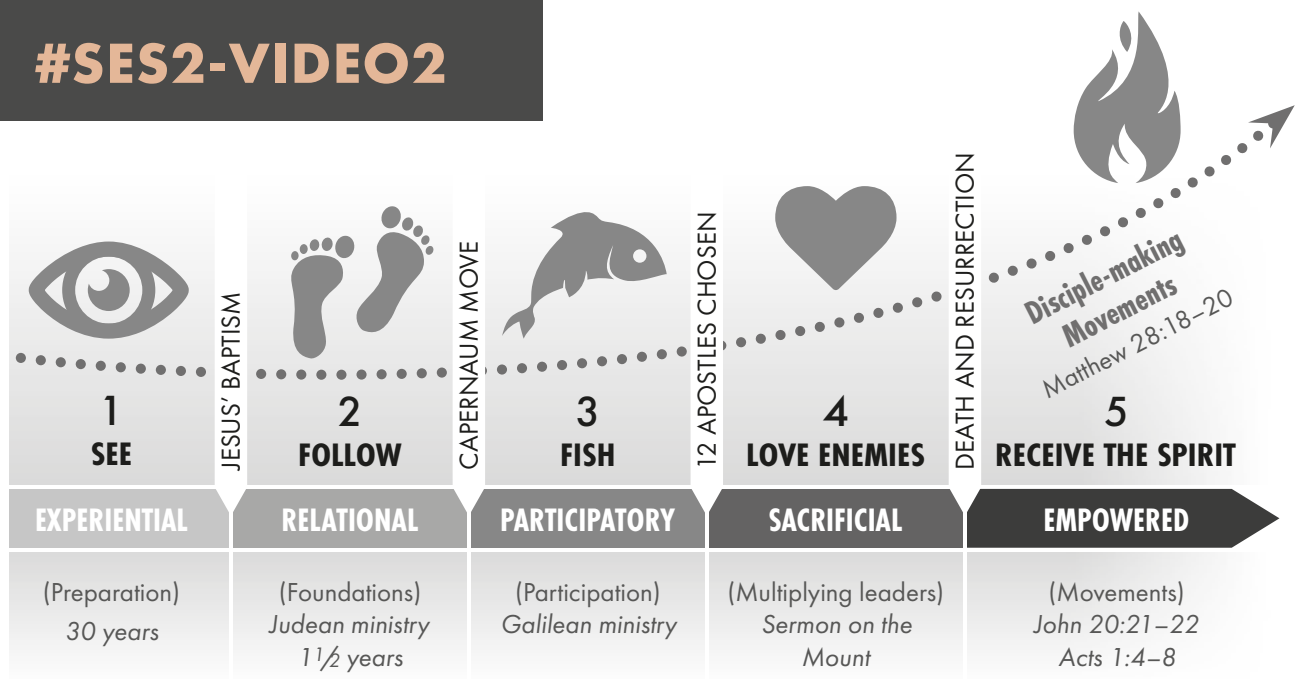
Jesus' Five Invitations

CALLING HIS FIRST DISCIPLES

John 1:19–51

- One person will read John 1:19–51—then another will read the same verses.
- Then one will share the story in their own words—with the others helping.
- Discuss using these questions.
 - What is new?
 - What surprises you?
 - What don't you understand?

#SES2-VIDEO2



Invitation 1 — **Come and See** (John 1:35-39)¹

.....

.....

.....

.....

.....

¹ Jesus gave His first invitation to *Come and See* after His baptism and temptations. The response of John's two disciples who spent the day with Him indicates that Jesus shared with them the evidence of His messiahship from His earlier Preparation years.

Invitation 2 — **Follow Me** (John 1:43)

.....

.....

.....

.....

Invitation 3 — **Fish with Me** (Matthew 4:18-20)

.....

.....

.....

Invitation 4 — **Love your enemies/Sacrifice with Me** (Matthew 5:43-45; 16:24)

.....

.....

.....

Invitation 5 — **Receive the Spirit** (John 20:21-22)

.....

.....

.....

APPLICATION:

What can you apply from Jesus' sequence of invitations to your disciple-making and church planting?

.....

.....

.....

.....

.....

.....

#SES2-VIDEO3

Jesus as a Disciple-maker

THE SAMARITAN WOMAN BECOMES A DISCIPLE

John 4:1–42

- One person will read John 4:1–42, then another will read the same verses.
- Then one will share the story in their own words—with the others helping.
- Discuss using these questions.
 - What is new?
 - What surprises you?
 - What don't you understand?

Identify the five invitations in Jesus' witness to the Samaritan woman.

Invitation 1 — **Come and See**

Invitation 2 — **Follow Me**

Invitation 3 — **Fish with Me**

Invitation 4 — **Love your enemies/Sacrifice with Me**

Invitation 5 — **Receive the Spirit**

From first contact with the Samaritan woman, Jesus was equipping her to use His five invitations to make and multiply disciples. How did she immediately follow His example?

.....

.....

.....

.....

.....

.....

.....

.....

Within a few minutes the Samaritan woman could share her testimony and invite others to Jesus. How did Jesus lead her?

To know Him (Come and see)

.....

FREE SAMPLE PDF

TO PURCHASE THIS CONVERSATION GUIDE, INDIVIDUALLY OR IN BULK,
VISIT <WWW.FOLLOWINGJESUS.COM>.

To be like Him (Follow Me)

.....

.....

.....

To be able to share her experience of Him (Fish with Me)

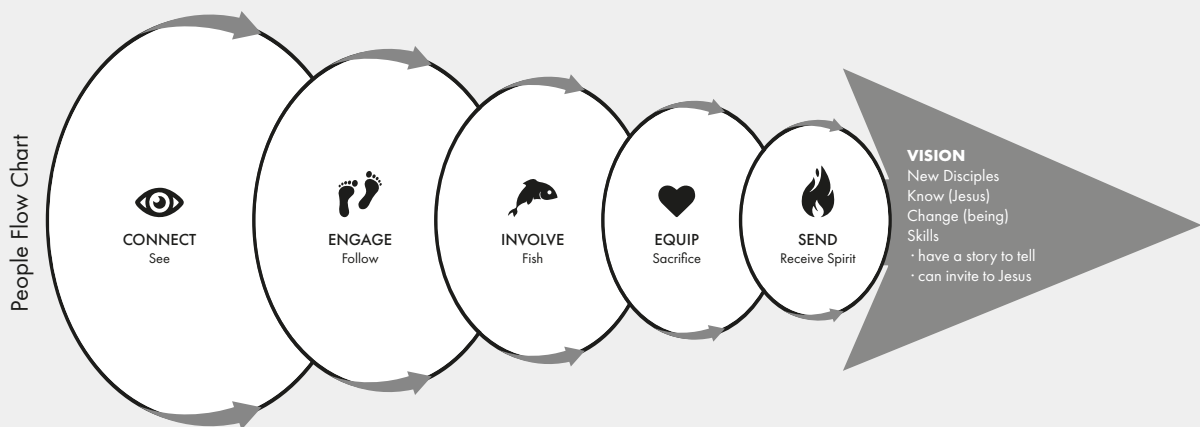
.....

.....

.....

APPLICATION:

Use the People Flow Chart to reflect on your journey and that of your team:



1. Where are you on this journey of discipleship?

.....

.....

.....

.....

2. Where are your disciple-making teams members on this journey?

.....

.....

.....

▶ #SES3-VIDEO1

SESSION 3

HARVEST MODEL
—PARABLES AND EQUIPPING

In this session, we focus on understanding Jesus’ use of the farming or gardening cycle to illustrate our involvement in His kingdom mission. We then begin to overlay His equipping of disciple-makers, found in Luke 10:1–24, over the five activities of a farmer. As well, we will reflect briefly on insights to be gained from the life-cycle metaphor for multiplying disciples and planting churches.

Jesus’ Farming Parables

Mark 4:26–29, compare 4:3–20

Jesus shared *harvest* parables to reveal “the secret of the kingdom of God” (Mark 4:11, 26). We use the parable of *four types of soils*—with the “good soil” (prepared, cultivated and full of manure) producing a “multiplying” crop (Mark 4:3-20); as well as the *harvest model* (Mark 4:26-29)—sometimes referred to as the four fields.¹ It is one field, but the field changes.

Discuss this agricultural and disciple-making model.²



Farmers in the Middle East harvest to sow new fields the next season. They keep the best seeds to plant again—to multiply. They “sow in tears”—“weeping” for their families are hungry—but they cannot eat the seed; they must plant or next season they will starve (see Psalm 126:5, 6). This is a foundational idea. How would you understand this for friends you are leading to be disciples?

1 Nathan and Kari Shank, *Reproducing Churches Using Simple Tools*, 2007.

2 Peter Roennfeldt, *Following Jesus: Disciple-Making and Movement-Building*, Signs, 2017: 134

INSIGHTS FROM AN ALTERNATIVE MODEL

Church is also spoken of as “a body” (see 1 Corinthians 12:27). In these guides, we use the harvest or farming metaphor, but the life-cycle metaphor alerts us to important issues. There are also five phases:

1. Conception: A team starts to plan.
2. Pre-natal: All necessary elements or ministries—including multiplying disciple-making—are initiated.
3. Birth and growth: The new church goes public with gatherings, engaging with the community.
4. Reproduction and multiplication: New groups and multiplying churches are planted.
5. Maturity, including old age and decline: Zeal and ministries can plateau—and the sense of movement fades.



What insights do we gain from the Harvest Model?

.....

.....

Jesus Equipping the Seventy-two Luke 10:1–24



After a short time, Jesus had many disciples (see John 3:22; 4:1, 2). When He called the twelve to be *apostles*, He had a “crowd of disciples” (Luke 6:12–19). Luke 10 tells of Him calling and training many more. This was five or six months before His crucifixion. We will look carefully at how He trained these disciples to make new disciples.

- One person will read Luke 10:1-9 — then another will read the same verses.
- Then one will share the story in their own words — with the others helping.
- Discuss using these questions.

What is new?

What surprises you?

What don't you understand?

APPLICATION:

Jesus' equipping of the 72 will provide a frame for our next sessions. What insights have you already found in His training that will assist you in making and multiplying disciples?

.....

.....

.....

.....

.....

#SES4-VIDEO1

SESSION 4

MAKING DISCIPLES
PREPARING TEAMS AND PLACES

With this session, we begin the first major section of this Conversation Guide—Making Disciples. Both this and the next session will focus on the first activity of a farmer, Prepare—with two aspects of this preparation covered in this session (Teams and Places), and two in the next (Prayer and Connecting).

[1] Prepare

Prepare the field and people where you will make disciples

Teams: going “two by two”

Jesus worked in teams. He sent them “two by two”, “ahead of Him” (Luke 10:1).

- a. Where did Jesus find the first members of His team of disciples?
Compare John 1:35–51 and Matthew 4:12–22

.....
.....

- b. Where will we find our team members?
Compare Matthew 9:35–38 and Luke 10:2. Your family, Sabbath School classes, women’s ministries, youth groups, etc.

.....
.....

RESTRUCTURE BIBLE CLASSES
into groups of 6 to 12 people who live near each other—and they become a team to work their area with community activities, Branch Sabbath Schools, and *Discovery Bible Reading* groups.

.....
.....

BRANCH CHURCHES—OR SMALL-GROUP NETWORK

.....
.....

#SES4-VIDEO2

FOR OTHER TEAMS: Who could you invite to join you? Where will you find them?

.....
.....
.....

- c. Know the **SHAPE** of your team. Identify the following for yourself, to share with your fellow team members.

Spiritual Gifts

.....
.....

Heart passion (character)

.....
.....

Abilities (competencies)

.....
.....

Personality (chemistry)

.....
.....

Experiences

.....
.....



Places: where you will make disciples

Jesus sent them to “every town and place where he was about to go” (Luke 10:1).

Name the empty field (the people and places) where you will work.

Places that are close:

.....
.....

People who are close:

.....
.....

Places that are distant:

.....
.....

People who are distant:

.....
.....

How would you describe those you will work with?

- a. How would you describe their families, communities or *relational streams*?

.....
.....
.....

- b. Who are some of the key people in their *relational streams*?

.....
.....
.....

- c. What do you see God doing in their lives?

.....
.....

APPLICATION:

What things will you do to prepare the places where you will make disciples?

.....
.....

What community service projects are needed in this area?

.....
.....
.....

▶ #SES5-VIDEO1

SESSION 5

MAKING DISCIPLES

PREPARING BY PRAYER AND CONNECTING

The prayer Jesus taught us to pray in multiplying disciples is unique. It is possibly a prayer you have seldom prayed. Also, those Jesus said to look for and spend time with are identified by special qualities. These key ideas are very important for movements.

Prayer: Luke 10:1–4, 16–24 (see also John 14:12–23)

Some ways of praying

a. 10.02 & 4.03 prayers

Jesus told the 72 to pray for more harvesters (Luke 10:2) and Paul asked the churches in Colossae to pray for opportunities—or divine appointments—to share the gospel (Colossians 4:3, 4). Some set a daily alarm and pray these prayers at 10.02 am and 4.03 pm.

b. Conversational prayer

A natural and relaxed conversation with other people where God is included in the conversation. It can happen in cafés, at home or work, indoors and outside. Just as a conversation does not go around a circle, and some talk and other listen more, so it is with conversational prayer. The prayer stays on one topic before moving onto a different topic. There may be times of silence.

c. Scripture prayer

Read the Psalms as your prayer to God or pray a prayer in Scripture e.g. Daniel 9:4-19, Philippians 1:3-11.

d. Praying through scripture

Take a passage of scripture and base your prayer on the ideas within the passage.

e. Listening prayer

Ask God who you should visit, what you should say, and then in silence listen to the Spirit speaking into your mind.

f. Prayer walking

Walk around an area praying that the Holy Spirit will work in the lives of the people who live there and that God will open a connection with them, or pray at a place where an event will be held.

g. Prayer teams

Meet together to pray either in person or electronically.

h. 777 prayer

Pray at 7 am and 7 pm, 7 days a week.



#SES5-VIDEO2

Connect with key people: Luke 10:5-9, 16

There are many ways to connect with people.

1. How did Jesus teach the 72 to connect?

.....

.....

.....

2. What other ways did Jesus use to connect with new people?

.....

.....

.....

3. How will you connect with your community?

.....

.....

.....



#SES5-VIDEO3

Connecting with the *person-of-peace*.

What are the qualities of the *person-of-peace*?
(Luke 10:5-7)

- Hospitable

.....

.....

- Receptive

.....

.....

- Reputation

.....

.....

- Influence

.....

.....

Look for these qualities in —

- The Samaritan woman: John 4:1-42

.....

.....

- Zacchaeus: Luke 19:1-10

.....

.....

- The demon possessed man: Mark 5:1-20

.....

.....

Why concentrate on this person?

in distant places.

.....

.....

in their *relational streams*.

.....

.....

Who can you identify as a *person-of-peace*?

.....

.....

APPLICATION:

Who is a *person-of-peace* in the places near to you?

.....

.....

Who can you name as a *person-of-peace* in the places far from you?

.....

.....

#SES6-VIDEO1

SESSION 6

SOWING GOSPEL SEED

Many believers struggle to know how to move from contact to sharing faith, without preaching at people and scaring them away from faith! However, in the second activity of the harvest cycle—sowing—Jesus outlined three simple reproducible steps that anyone can use. This is evangelism on the path of life.

[2] Sow

Sowing is done best in authentic relationships. We should follow the incarnational model of Jesus (the Word became flesh and dwelt among us—John 1:14).

What three steps for evangelism did Jesus follow and teach? Luke 10:8, 9

- 1.
2.
3.

#SES6-VIDEO2

1. Eat their food1—listen to their story

While you eat, what do you need to do?

Here are some prompt questions:

- Tell me about your family.
• How are things going at work/school/university?
• What has been happening in your life recently?

Use reflective listening.2

2. Heal them—share your story

Life is four dimensional—mental, physical, spiritual and social (Luke 2:52). How can you heal or meet people's needs?

Encouragement: suggest a N.E.W.S.T.A.R.T.3

Prayer for God's healing.

1 This could be at their home or at a café.
2 Reflective listening is hearing and understanding, then letting the other know they are being heard and understood.
3 N.E.W.S.T.A.R.T. is Nutrition, Exercise, Water, Sunshine, Temperance, Air, Rest and Trust in God. These health principles will address many of the mental, physical, spiritual, and social issues that people experience.

Sharing your story is like a **bridge** to God’s story. You know what it is to be healed—God has healed you. Jesus told the delivered demoniac: “Return home and tell how much God has done for you. So the man went away and told all over town how much Jesus had done for him” (Luke 8:36).

Learning to share your story

Write down a few points under each heading:

- 1. Your life before you met Jesus (or your early years):
Summarise this in single words (for example: fearful, searching, angry, lost, etc.)

.....
.....

- 2. How you met Jesus:
Summarise this in one sentence

.....
.....

- 3. How your life changed:
Summarise this in single words (for example: peace, security, care, etc.)

.....
.....

Practise sharing your story

With another person, practice sharing your story in three minutes.



3. Tell God’s story—His good news or gospel

Listening to their story and sharing your story provides opportunity to share God’s story. Which scripture could you use to explain the gospel?

.....
.....
.....
.....



ACTIVITY:

The bridge to sharing is the steps Jesus gave:

1. Who do you regularly eat with?

Family:

.....

Work associates or friends

.....

2. Who do you need to listen to more?

.....

.....

.....

3. In what area of life do they need support or healing? How can you encourage them?

.....

.....

.....

4. See if you can introduce your story to encourage them—and to introduce God's story, showing that He also cares about them and loves them. How do you think you might introduce God's story from your story?

.....

.....

.....



SESSION 7

GOSPEL PRESENTATIONS

—TELLING GOD’S STORY

The third step in sowing gospel seed—after (1) eating with and listening to people, and (2) meeting or healing their needs and sharing in two or three sentences how you have learnt God cares for you—is telling people God’s story. In this session, we identify God’s good news story and how to introduce it.

Which scripture could you use to explain the gospel? Read each of the following scriptures and outline what you find God’s good news is and how you could share this with others in language they would understand:

Mark 16:9–20: Jesus defined the gospel.

.....
.....
.....

1 Corinthians 15:1 – 11: Paul succinctly explained the gospel.

.....
.....
.....

Romans 3:21 –26: Paul shared how to be right with God.

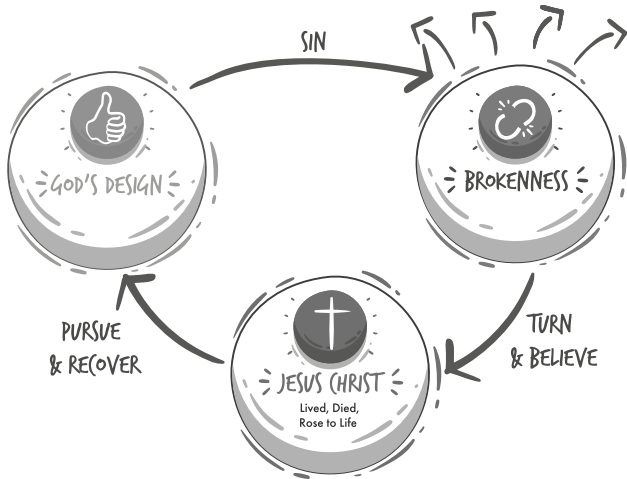
.....
.....
.....

What other scriptures could you use? (It is better to use a passage or story of scripture, rather than a string of verses.)

.....
.....
.....

#SES7-VIDEO2

Gospel Presentation: Three Circles



Which circle do you think you are in?

.....

.....

.....

.....

Where would you like to be?

.....

.....

.....

.....

What is stopping you from living according to God's design?

.....

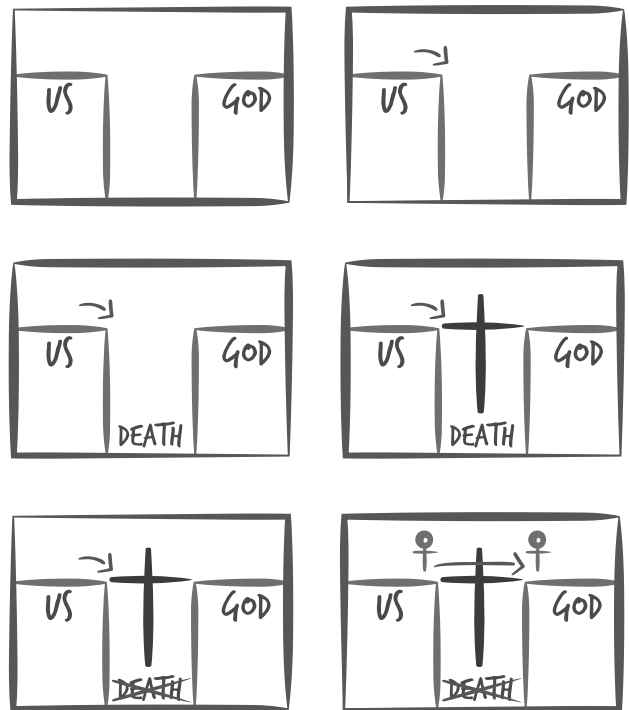
.....

.....

.....

NOTE: For other gospel presentations see the notes in the World Changers Bible.

Gospel Presentation: The Bridge



Where are you?

.....

.....

.....

Where would you like to be?

.....

.....

.....

Is there anything that holds you from crossing the bridge?

.....

.....

.....



SESSION 8

DISCOVERY BIBLE READING

Having connected and introduced Jesus, we encourage our contacts or friends to form a group to read one of the Gospels. This can be with friends at work during a lunch-break, with your family, or with a group in your community. We call this a *Discovery Bible Reading* group. Many know almost nothing about Jesus—or have very distorted views of who He is—and many Christians (and maybe you!) have not read any of the Gospels from beginning to end.

- If a Christian, we will discover much about Jesus by reading a Gospel through.
- If your friends have no knowledge of Jesus, they will be surprised by what Jesus was really like.

In this session, we will describe and practice *Discovery Bible Reading*, and discuss some principles for healthy multiplying small groups.

OUTLINE

- Friends meet to read stories of Jesus. The gospel of Mark is a good place to start.
- One person prays a prayer like this: “Dear God, please guide us. Thank You.”
- Start at the beginning, reading one story at a time.
- Read each story through twice, then retell the story in your own words.

DISCUSS THE STORY USING FIVE QUESTIONS

1. What is new?
2. What surprises you?
3. What don't you understand?
4. What will you obey or apply?
5. What will you share with someone this week? Plan when to meet again—to read the next story.

Pray for each other, something like this: “Dear God, Thank You for Your Word. Help us to follow You. Amen.”



IDEAS AND SUGGESTIONS

- If you don't understand something, don't argue—you will read more!
- Invite other people to join you.
- Give each person a bookmark.¹
- Encourage others to form groups.

1 Bookmarks can be obtained free from <www.following-jesus.com>

WHEN YOU MEET TO READ AGAIN

You could ask:

1. Who have you met or caught up with?
2. What two things did you learn? Review.
3. How did we go applying the insights from last time?
4. How did we go sharing?

Then continue to the next story.

Small Group Principles

Foster the best small group principles in your *Discovery Bible Reading* groups.

- Respect each person's experience.
- Do not read or pray around the circle.
- Always include un-churched and/or lost people.
- Keep to an agreed time-frame (usually about 1 hour).
- Have a clear path of Bible reading and discovery.
- Multiply through new *relational streams* by the time the group grows to 12 people.
- Have a process of coaching and support for the leaders and apprentices who foster small groups.

Follow a simple, reproducible plan (with suggested times):

- *Connecting (5 min)*
 - Who did we meet for the first time this week?
 - What did we learn about them?
- *Sharing and accountability (10 min)*
 - How did we go applying what we learned last time?
 - Who did we share with since we last met?
- *Discovery Bible Reading (30 min)*
- Prayer
 - Read the next section of the Bible book.
 - Discuss using the five bookmark questions.
- *Application and discussion (15 min)*
 - Accountability: all discuss Questions 4 & 5 of the bookmark questions.
 - Plan a service project together, to meet community needs.
 - Prayer



Healthy groups multiply

- How will your *Discovery Bible Reading* group foster the five purposes of church outlined in Matthew 22:37, 38 and 28:18–20—worship, service, disciple making, fellowship and obedience discipleship?

.....

.....

.....

- Who among the new disciples in your group can now make new disciples?

.....

.....

.....

- Who is connected to another *relational stream* where a new group could start?

.....

.....

.....

- Who in your group can now facilitate a *Discovery Bible Reading* group?

.....

.....

.....

- Who is your support person or coach?

.....

.....

APPLICATION:

Who could you ask to join you in a *Discovery Bible Reading* group—starting this week?

.....

.....

.....

.....

.....



#SES9-VIDEO1

SESSION 9

CULTIVATING GROWTH

Jesus described gospel seed growing “all by itself.” We have found that this happens through the simple process of *Discovery Bible Reading*. In this session, we will see how the flow of the three messages of Revelation 14:6–13 provide the ideal environment for growth—and answering difficult questions.

[3] Cultivate

so the crop grows “by itself”

Discovery Bible Reading provides a great method for sowing gospel seed—for use in small groups, with friends and contacts. How do we cultivate the growing interest? Here are a range of ideas for cultivating the interest that God is growing.

Use *Discovery Bible Reading* with uneducated people.

Use *Discovery Bible Reading* in Bible classes.

Use *Discovery Bible Reading* in church—for the sermon.

1. Learning from the order or flow of Revelation 14:6–13

Stage 1:

Context (Revelation 12-14)—what is the group’s background?

.....
.....

Stage 2:

Eternal gospel (Revelation 14:6)—what themes lead to Jesus?

.....
.....

Stage 3:

Practical Christian living—“fear God” (Revelation 14:7). What does it mean to “fear God”? (Job 28:28; Proverbs 8:13)

.....
.....

Stage 4:

Distinctive doctrines (Revelation 14:7) — which would you include?

.....
.....
.....

Stage 5:

Heavy prophecy (Revelation 14:8-12) — such as *dragon, beast, false prophet*.

.....
.....
.....

Stage 6:

Mission (Revelation 14:13) — equipping needs to take place at each stage.

.....
.....
.....

THIS SEQUENCE provides a flow for sharing faith and answering questions:

- When a new person in your group ask, "What happens when a friend dies?" it is a Stage 4 question being asked by a Stage 1 person. How could you answer this question in a Stage 1 way?

.....
.....
.....

- When someone at Stage 2 (who has accepted Jesus) asks about the antichrist—a Stage 5 question—how could you respond using a Stage 2 or 3 answer?

.....
.....
.....

Questions from a next stage might suggest it is time to move to that stage of sharing.

.....
.....
.....

▶ #SES9-VIDEO2

2. Answering questions

- a. **If a person or the group does not understand something:** Keep reading.
- b. **If a person asks a question on a difficult subject**—for example, death, Second Coming, resurrection or Sabbath—suggest: “Sometime, shall we read a story about Jesus and that subject?”

VALUES: What values arise from the context and messages of the three angels?

.....

.....

.....

▶ #SES9-VIDEO3

RELATING to other denominations: What principles do you believe should guide in how we relate to other Christians and denominations?

.....

.....

.....

APPLICATION:

How can you best cultivate the gospel seed so that it “grows by itself”?

.....

.....

.....

What will be indicators that new disciples are growing without you propping them up?

.....

.....

.....



#SES10-VIDEO1

SESSION 10

VALUE ADDING TO DISCOVERY BIBLE READING

The life story of Jesus, as well as most Bible books and biblical teachings, can be explored using *Discovery Bible Reading*. However, there is an important role for Bible teachers sharing in workshops, seminars and sermons. In this session, we explore how to introduce these and add value to the journey of Bible reading in groups.



#SES10-VIDEO2

1. Introducing elementary teachings (Hebrews 6:1, 2)

Identify elementary teachings of the Christian faith — the starting point for faith:

1.
2.
3.
4.
5.
6.

Explore other stories from the life of Jesus that illustrate these **elementary teachings**—repentance, faith, baptisms, laying on of hands, resurrection and judgment.

Here are some stories from the Gospels that cover these *elementary teachings*:

1. Repentance—Luke 19:1-10
2. Faith—Mark 5:21-43
3. Baptisms (water/Spirit)—Matthew 3:1-17; Acts 2:1-47
4. Laying on of hands—Luke 5:12-16; Acts 13:1-5
5. Resurrection—John 11:1-44
6. Judgment—John 5:1-30

2. After reading the Gospel of Mark

Other Bible Books: Encourage the group to explore other Bible books, still using *Discovery Bible Reading* and the five bookmark questions:

- John—if ready to explore all the fundamental Christian teachings—for example:

The being and nature of God	1:1-18
The Word of God	1:1-2; 5:31-47
Jesus—Creator and Saviour	1:3, 4, 10
Sanctuary ministry	1:29; 2:12-25; 6:1-15; 7:1-43; 19:28-42
Baptism	1:29-34; 3:5, 22-36
Human nature and salvation	3:1-21
Forgiveness, new life and witness	4:1-38
Sabbath—life through Jesus	5:1-47
Death and resurrection to life	5:21-29; 11:1-44
Two resurrections	5:28-29
Resurrection on the last day	6:25-71
Holy Spirit—Counsellor and Presence	7:25-43; 14-16
Commandments and grace	8:1-11
Real disciples—the “church”	8:31-47
Sabbath—sign that Jesus is God	8:48-10:42
The glory of God and judgment	12:20-50
Foot-washing and Lord’s Supper	13:1-38
Second coming of Jesus	14:1-3
The presence of Jesus “Christ in us”	14:12-23
Prayer	17:1-26
Salvation story	18:1-20:9
Resurrection body	20:10-31
Great commission	20:21-23; 21:1-25
Restitution and restoration	21:15-23
- Acts—if ready to start forming into a new Christian fellowship or church.
- Other Gospels and the New Testament epistles.

Other Bible stories from the Old and New Testaments.

- Use *Discovery Bible Reading* to explore books like Genesis, Exodus and the history and story books of the Old Testament—but not Leviticus or Numbers. Select stories from these books—as also from the Major and Minor Prophets.
- Use *Discovery Bible Reading* to explore the stories of Daniel—but not the heavy prophecies of Daniel or Revelation.

The commands of Jesus:

1. Repent and Believe—Luke 19:1-10
2. Be baptised—Matthew 3:1-17
3. Pray—Luke 11:1-13
4. Love (new life/obey)—Luke 10:25-42
5. Receive the Holy Spirit—John 14:1-23
6. Go make disciples—Matthew 28:16-20; John 4:1-42
7. Share the Lord's Supper—Luke 22:7-20
8. Give—Mark 12:41-44

What others would you suggest?

.....

.....

.....

Christian beliefs: List your key biblical beliefs, find a story from the life of Jesus for each, and then write a brief summary using language that people who are not believers will understand.

Key beliefs:

Summary:

Story of Jesus:

.....

.....

.....

.....

.....

.....

.....

.....

FREE SAMPLE PDF

TO PURCHASE THIS CONVERSATION GUIDE, INDIVIDUALLY OR IN BULK,
VISIT <WWW.FOLLOWING-JESUS.COM>.

▶ #SES10-VIDEO3

3. Introducing seminars and evangelistic teaching

Invite your pastor/minister or coach to visit your group/s to conduct seminars, workshops and evangelistic meetings—perhaps once or twice each week. You could plan two series separated by some weeks, and then continuing with *Discovery Bible Reading*. Describe below why you think important themes would need a well-qualified teacher:

1. Bible doctrines:

.....

.....

.....

2. Daniel and Revelation:

.....

.....

.....

Always get the group back into reading books of the Bible again.

What is the role of public evangelism?

.....

.....

.....

APPLICATION:

Following evangelistic seminars or meetings, why is it essential to get groups back to reading through Bible books?

.....

.....

.....

How can you ensure gospel seed is being sown abundantly and the crop is growing "all by itself"?

.....

.....

.....



SESSION 11

GATHERING AND MULTIPLYING

planting churches, cultivating movements

This session introduces the last two activities of the farming cycle of disciple-making: harvest and multiplication. These are examined in more details in *Conversation Guides* 2 and 3, which focus on planting churches and cultivating movements.

[4] Harvest—gathering into new groups and plants

WHAT IS CHURCH?

The word church means “gathering.” A church plant is a gathering of new disciples, so we start with making disciples.

- 1. What did Jesus say about church?

Jesus used the word “church” on two occasions: **Matthew 16:13–21; 18:15–20**

.....
.....

- 2. What do we learn about the reason for church from Jesus?

The great commandments: **Matthew 22:36–40**

Worship:

.....

Service:

.....

The great commission: **Matthew 28:16–20**

Disciple-making:

.....

Fellowship with God:

.....

Obedient discipleship:

.....

3. What characterised the Jerusalem church?

Acts 2:42-47

.....
.....

Acts 4:4—by this time, what did the church look like in Jerusalem?

.....
.....

CHURCH IS PEOPLE—NOT A BUILDING

In New Testament times, there were no church buildings, institutions or denominations. What has been the impact of our reliance on church buildings?

.....

How could *Discovery Bible Reading* groups form into new fellowships, households of faith or churches?

.....

#SES11-VIDEO2

[5] Multiply—disciples and groups

The DNA of multiplication must be built into the plan of multiplying groups of new disciples from the start.

JESUS laid the foundations of a *sustainable* and *multiplying* disciple-making movement. **Acts 1:4-8.**

1. What was His message?

.....

2. What was His vision for multiplication?

.....

3. What did Jesus hand on to His disciples when He ascended?

.....

His model and teachings:

.....

His Spirit:

.....



#SES11-VIDEO3

ARE YOU COUNTING MOVEMENT NUMBERS?

Disciples make and multiply disciples, resulting in a multiplication of churches.

1. List disciple-makers in your church or district (not members):

.....

2. List *Discovery Bible Reading* or disciple-making groups in your area:

.....

3. Who have you identified as people of peace—or natural leaders—in your groups?

.....

4. Where will you cultivate a new group of disciples and plant a new church or community of faith?

.....



#SES11-VIDEO4

NEW DISCIPLES AND NEW CHURCHES

Whatever your faith heritage, how could these insights from the early Advent movement inform our disciple making and church planting?

- “**Upon all** who believe, God has placed a burden of raising up churches” (E G White, *Medical Ministry*, page 315).

Why should all believers be involved in planting new churches?

.....

- “Our ministers are not to spend their time labouring for those who have already accepted the truth. With Christ’s love burning in their hearts, they are to go forth to win sinners to the Saviour. . . . Place after place is to be visited; **church after church is to be raised up. Those who take their stand for the truth** [meaning, the new disciples] **are to be organised into churches**” (E G White, *Testimonies for the Church*, Vol 7, pages 19–20).

Why should new disciples be gathered into new churches, rather than established churches?

.....

- “We must do more than we have done to reach the people of our cities. We are not to erect large buildings in the cities, but over and over again the light has been given me that **we should establish in all our cities small plants which shall be centres of influence**” (E G White, *Testimonies for the Church*, Vol 7, page 115).

Why must movements cultivate many smaller church plants, rather than build large buildings?

.....

APPLICATION:

MULTIPLICATION PLAN

Every healthy church **reproduces** and **multiplies**.

What part will the following play in you cultivating multiplying movements?

1. Encouragement—fanning every interest:

.....
.....
.....

2. “Grand-parenting”—a spirit of affirmation and releasing:

.....
.....
.....

3. Simple reproducible church models:

.....
.....
.....

4. Cultivating the Holy Spirit’s presence:

.....
.....
.....

5. Searching for *people-of-peace*:

.....
.....
.....

FREE SAMPLE PDF

TO PURCHASE THIS CONVERSATION GUIDE, INDIVIDUALLY OR IN BULK,
VISIT <WWW.FOLLOWING-JESUS.COM>.



SESSION 12

ROADMAP— EVALUATION AND FEEDBACK

for multiplying disciples

In this last session, we will review key scriptures and principles that we have covered and then bring together your Roadmap for multiplying disciples, and outline an evaluation and feedback loop.

REVIEW key principles and scriptures

1. The Great Commission—disciples multiply in relational streams (Matthew 28:16–20)
2. Jesus the movement-builder—five invitations
3. Jesus the disciple-maker—our example
4. Jesus' harvest parables (Mark 4:26–29)
5. Jesus' equipping for disciple-makers (Luke 10:1–24)
6. Jesus' three steps to connect (Luke 10:8, 9)
7. Our story—the bridge to God's story
8. Discovery Bible Reading—a simple reproducible process
9. The order and flow of Revelation 14:6–13
10. A context for value adding to Discovery Bible Reading
11. Church—a gathering of disciples (Matthew 16 and 18)
12. The power and presence of the Spirit (Acts 1:4–8)

ROADMAP FOR MULTIPLYING DISCIPLES



Name:

Church:

Pastor:

Facilitator:

PERSONAL PLAN

- Who will you team with?
- Who could you eat with—following Jesus' three steps?
- Who could you start Discovery Bible Reading with?
- Do you have sufficient supplies of the bookmarks and *Discover Jesus*?

CHURCH—AWARENESS AND TRAINING

- How will all members be equipped to make new disciples?
- When will this happen?

TEAMS — RESTRUCTURING TO FORM TEAMS

For places and people that are close:

- How will Bible classes, youth and women/men's ministries be reorganised?
- When will this happen?

For places that are distant:

List the places you will visit to find *persons-of-peace* to lead new work:

- Who will be the team?
- When will this happen?

IDENTIFY PEOPLE AND PLACES

- List all the places where new churches are needed in your area/district:
- List dates when teams will start disciple-making groups to prepare to plant these new churches:

PLANS TO MULTIPLY

- How will all new disciples be equipped as disciple-makers?
- When will this training be done?
- How will new disciples be equipped to multiply *Discovery Bible Reading* groups?
- When will this training be done?

NOTES ON YOUR ROADMAP

A series of horizontal dotted lines for taking notes.



EVALUATION AND ASSESSMENT

After 6 months, use these questions to discuss the progress of disciple multiplication:

1. Review the key scriptures and principles from this Guide—summarised on page 41.

2. What do we need to change?

What ministry needs to close or be placed in recess?

.....
.....

Where do we see the “fires” of the Spirit “spotting” in our community?

.....
.....

How do we “fan the fires”?

.....
.....

What are our strengths/weaknesses/opportunities/threats?

.....
.....

Are we connecting into fresh *relational streams*?

.....
.....

Are we multiplying? How many new disciples are making new disciples?

.....
.....



NOTES

A series of horizontal dotted lines for writing notes.



NOTES

A series of horizontal dotted lines for writing notes, spanning the width of the page.



NOTES

A series of horizontal dotted lines for writing notes, spanning the width of the page.

ACKNOWLEDGMENTS

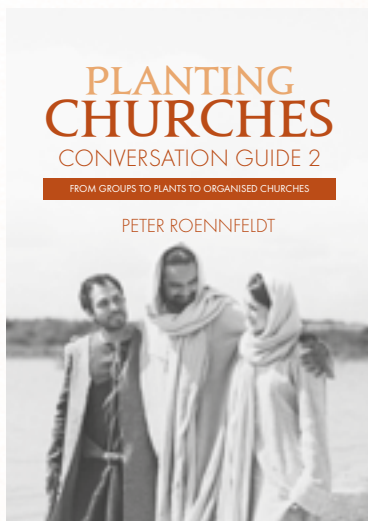
Thanks to multiple church planters in Europe and Australia who first suggested a conversation guide rather than a prescriptive manual as a process to equip disciples and church-planting teams.

Thanks to Pastor Glenn Townend (South Pacific Division, SPD) and his team in the Trans-Pacific Union (TPUM) who pioneered the launch of Pacific Reach—a movement of disciple-making and church multiplication—together with Leigh Rice (SPD Discipleship Team Leader), Wayne Krause (SPD Church Planting Coordinator), Nick Kross and Christina Hawkins (SPD Discipleship Team), Maveni Kaufononga and Faafetai Matai (TPUM), Talemō Cakobau and Fifita Vatulesi (Fiji), Nos Terry Mailalong (Vanuatu), Linray Tutuo (Solomon Islands), Saia Vea and Inoke Matoto (Tonga), Kenneth Fuliese (Samoa), and Elkanah Kerosi (East Central Africa). Each of these leaders teamed with me as co-facilitators, equipping many hundreds of disciple-makers and church-planting teams in Pacific and east-central African nations. Each contributed by their teaching to this revised conversation guide.

And special thanks to Danijela Schubert for her meticulous attention to detail in reading, and to Christina Hawkins for her commitment to bringing these guides to print. Each has contributed enormously by their teaching and skills to these conversation guides.

TAKE THE NEXT STEPS PLANTING CHURCHES AND CULTIVATING MOVEMENTS

Conversation Guide 2—Planting Churches



Planting churches
Guide—for discussion




Walk through Acts—our
manual for church-planting.

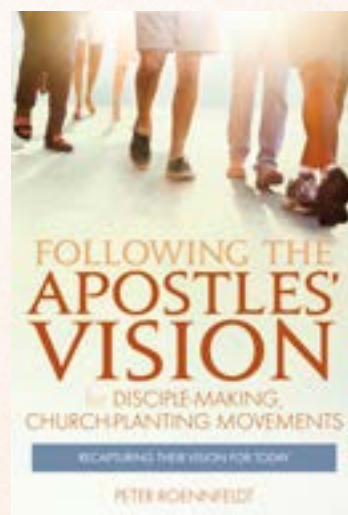


Explore how to be Spirit
baptised and filled.

Conversation Guide 3—Cultivating Movements



Cultivating movements
Guide—for discussion



Be inspired by the vision
of “no place left” where the
gospel has not been shared.



Be challenged by Jesus'
vision for church.

AVAILABLE FROM

WWW.FOLLOWING-JESUS.COM

Making new disciples is the foundation for planting new churches that multiply. This is what Jesus taught His first disciples to do. And this is what the early disciples and apostles did. In new cities and districts, Paul multiplied disciples, then planted multiplying churches. Equip yourself and your team to make new disciples who can, in turn, make more new disciples. It is a spiritual journey that demands teamwork, faith and prayer.

Work through this Conversation Guide with a group of friends at your own pace, or be guided by the free videos from www.following-Jesus.com.

FREE SAMPLE PDF

TO PURCHASE THIS CONVERSATION GUIDE, INDIVIDUALLY OR IN BULK,
VISIT WWW.FOLLOWING-JESUS.COM.

Peter Roennfeldt (DMin) is the author of eight books that draw on his lifetime of sharing the gospel, planting churches and serving as a pastor to pastors. Having lived in four countries and equipped church-planting teams in almost 60, Peter now lives in Melbourne, Australia, with his wife Judy, but continues to equip and coach church planters, pastors and movement leaders around the world.



**SIGNS
PUBLISHING®**
Established 1885

ISBN 978 1 922373 02 1



9 781922 373021